

STEP 2 Risk Management Resources

NAS 360° Risk Management Resources

Risk Management is a key part of keeping schools safe and achieving the lowest long-term cost.

North American Solutions clients benefit from an entire suite of NAS 360° risk management resources including;

- i. Property Valuation Annual Review
- ii. Loss Control and Facility Surveys
- iii. Driver Training, SafeBus, and Bus Driver recognition programs
- iv. Liability Training
- v. Operational Disaster Recovery
- vi. School Risk Management Articles





NAS 360° Risk Management Resources – *Initial Property Valuation & Annual Reviews*

Accurate building and contents valuation is critical for maintaining adequate coverage of district assets. All too often, district property values are comprised of in-house estimates and an incomplete list of buildings. Rising construction costs combined with an outdated property valuation can create a negative impact to a district's fund balance in the event of a major property claim.

NAS clients will receive an initial property valuation to confirm that all buildings, contents, and outdoor assets like fields, tracks, bleachers, etc. are properly valued at replacement cost. Each subsequent year, a review is done to update the replacement cost values, to add newly constructed or purchased facilities, and to delete facilities that have been demolished or sold.

The Initial Property Valuation process includes the following steps:

The Property Valuation team member works closely with district operation personnel to ensure all district buildings and structures are accurately included on the property schedule.

All buildings and structures are physically surveyed and key parameters such as: age, building & roof type, square footage, fire systems, and program usage are documented. Depending on the size of the district, the process can take 1-3 days to complete the field work. To ensure accuracy, please ensure you have a district employee available to work with the Property Valuation team member during the field work.

After completion of the Property Valuation, the district will receive a new property schedule with current replacement cost for each building, the related contents, and other physical structures. Your current Property Valuation is always available on your NAS 360° Dashboard.

Each year, the district will be asked to update their property schedule. If there are new buildings, building additions, or major renovations, the Property Valuation team member will contact the district representative to perform onsite evaluations of these new facilities. Local building construction costs are applied to all facilities to ensure replacement costs remain accurate.

[Read More>> Property Valuation Article](#)



NAS 360° Risk Management Resources – *Loss Control and Facility Surveys*

Texas Education Code 37.108 requires each school district to have a Multi-Hazard Emergency Operations Plan. This legislation requires districts to conduct a safety and security audit at least every three years. NAS can assist with risk assessments, safety policies and procedures, employee training resources, and physical hazard inspections to help the district maintain the highest safety standards.

Inspections – Loss Control Representatives can perform on-site building inspections including fire suppression and security systems.

Review – Loss Control Representatives can review the district's safety policies and procedures for situations such as evacuation, severe weather, lockdown, visitor procedures, and theft prevention.

Recommendations – Based on the inspection and review, the loss control representative will provide recommendations for improving district safety policies and reducing district physical hazards.

Please contact your NAS representative to learn more about this resource.



NAS 360° Risk Management Resources – *Driver Training and SafeBus Program*

School bus drivers work in a mobile, dynamic environment. Traffic, routes, weather, and student distraction can all affect driver performance. We entrust our children to their care, and want to ensure they have the best training available. School Bus Driver Training provides school-based bus and car driver education to help drivers improve and maintain the highest standard in school transportation.

On-Site Training

Annual driver classes at the district provide the foundation for improving and maintaining driver safety.

DVD Curriculum

School Bus Driver training includes a DVD set of training materials to provide Transportation Directors an on-going source of training materials.

Safety and Defensive Driving

- 1 Safety Best Practices*
- 2 LLLC Defensive Driving*

About the Bus

- 3 Meet The Bus
- 4 Pre & Post Trip Inspections
- 5 Mirror Adj & Ref points
- 6 Check Your Brakes

About Driving Situations

- 7 Intersections*
- 8 Safe Backing
- 9 Railroad Crossings

10 Danger Zones*

- 11 Pedestrian & Bicycle Safety
- 12 Adverse Conditions
- 13 Mountain Driving

About the Driver

- 14 Driver Fatigue
- 15 Driver Distractions
- 16 Preventing Harassment
- 17 Drugs & Alcohol

About the children

- 18 Safe Bus Stops
- 19 Student Management
- 20 Extreme Student Behavior
- 21 Sleeping Kids
- 22 Power Lines
- 23 Preparing Students to Learn

When all Else Fails

- 24 Emergency Evacuations
- 25 Post-Accident Procedures



NAS 360° Risk Management Resources – *Driver Training and SafeBus Program (Con't)*

Fleet Training Library

NAS clients have access to an extensive film library dedicated to enhancing the training of your drivers. All videos are available for a free 30-day loan.

1-866-SafeBus Program

SafeBus is an exclusive NAS 360° program designed to enhance the safety of transporting our children. SafeBus utilizes community monitoring to provide quick-response data of bus driver road performance. SafeBus enables districts to proactively adjust and apply driver training based on community observation reports instead of simply reacting to law enforcement accident reports.

1. Bus ID
 - a. Each bus is identified with a large, individually numbered, 1.866.SafeBus sticker.
2. Reports
 - a. The district receives reports from SafeBus relaying community observation of driver performance.
3. Training
 - a. The district can provide additional training and review based on specific issues identified by SafeBus reports.



NAS 360° Risk Management Resources – *Driver Training and SafeBus Program (Con't)*

4. Bus Driver Recognition Program



Each year, Transportation Directors are contacted and asked to provide their district's selection for Bus Driver of the Year. We encourage you to submit a nomination each year to help support and acknowledge these hard working individuals.

[District Award](#)

District winners receive a Bus Driver of the Year certificate and custom embroidered jacket.

[State-Wide Award](#)

All district winners are then evaluated to determine a state-wide Bus Driver of the Year who is presented with a \$1000 cash award.



NAS 360° Risk Management Resources – *Liability Training*

PCAT and PCAL Universities

PCAT U and PCAL U are web-based training resources available exclusively to PCAT and PCAL members. The site offers **FREE online resources** that will save your school district time and money by providing cutting edge training and educational materials. Because PCAT U and PCAL U are dynamic, your district or parish school district can manipulate the site to meet your specific needs.

This platform provides state-of-the-art training, human resources functions, as well as up-to-date information important to your school. The site provides *harassment prevention, discrimination prevention, workplace ethics, student protection*, and other important training for employees.

Web-based articles provide weekly information on health and wellness, safety, leadership, legal updates, and risk prevention techniques, including downloadable checklists for future use. Model policies and procedures and online human resource functions are available for your use at no cost.

Just go to www.pcatuniversity.org or www.pcaluniversity.org and register today to learn how PCAT U and PCAL U can benefit you and your organization.

Your username will be your email address. Registration Organization Passcode is either **PCAT-200** or **PCAL-200**

If you would like to schedule a telephone walk-through of the features of the site, please go to: <http://pcatuniversity.org/walkthrough.htm> or <http://pcaluniversity.org/walkthrough.htm>



NAS 360° Risk Management Resources – *Operational Disaster Recovery*



PCAT and CPAT members have access to disaster recovery services through Agility Recovery. Agility Recovery has resources to assist members with disaster planning. Should a disaster strike, Agility Recovery provides temporary Office Space, Power, Communications and Computer Systems to get members back up and running.



Agility Recovery


GoToWebinar Viewer
Layout Zoom: 89%

What We Do - Provide "a la carte" access to the following:

- 1. Planning:** A secure, online planning portal to create and keep recovery plans, store vital documents and send Alert Notification messages
- 2. Power:** Generators from 36kW to 2 Meg for any application, as well as fuel service, electrician assistance & regular maintenance
- 3. Communications:** Satellite and/or LTE connectivity to restore telephone and Internet access
- 4. Computer Systems:** Computers, servers, routers and fax/copy/print equipment stocked for express delivery. Imaging services available.
- 5. Office Space:** Flexible office space options to fit any need, including mobile, commercial and local brick and mortar space, all complete with fully furnished interiors and restroom facilities

7

 Talking Phone Call



NAS 360° Risk Management Resources – *Operational Disaster Recovery (Con't)*

Sign up for Agility Recovery Weekly Tips for timely and outstanding continuity of operations and disaster planning checklists, lessons learned and tips. Here is a sample.



Disaster Recovery Tips

Ensuring business continuity. One week at a time.

Ensuring business continuity. One week at a time.

Take Flood Preparedness Seriously

Back-to-back heavy rainfall, as seen in this week's round of severe thunderstorms, can lead to severe flooding by over-saturating the ground, clogging storm drains, and causing rivers and streams to spill over their banks.

Take time to make sure your organization is properly prepared to respond and recover from such an event. Not all insurance policies will cover damage due to flooding, and most new flood insurance policies require up to 30 days to take effect.

Remember, flooding is the #1 natural disaster in the United States, and wherever it rains, it can flood.

You can learn more on how to properly prepare by downloading Agility's Flood Preparedness Checklist.

Download the Flood Preparedness Checklist

More information can be found at <http://www.agilityrecovery.com/>



NAS 360° Risk Management Resources – *School Risk Management Articles*

Articles and learning sessions coming soon.